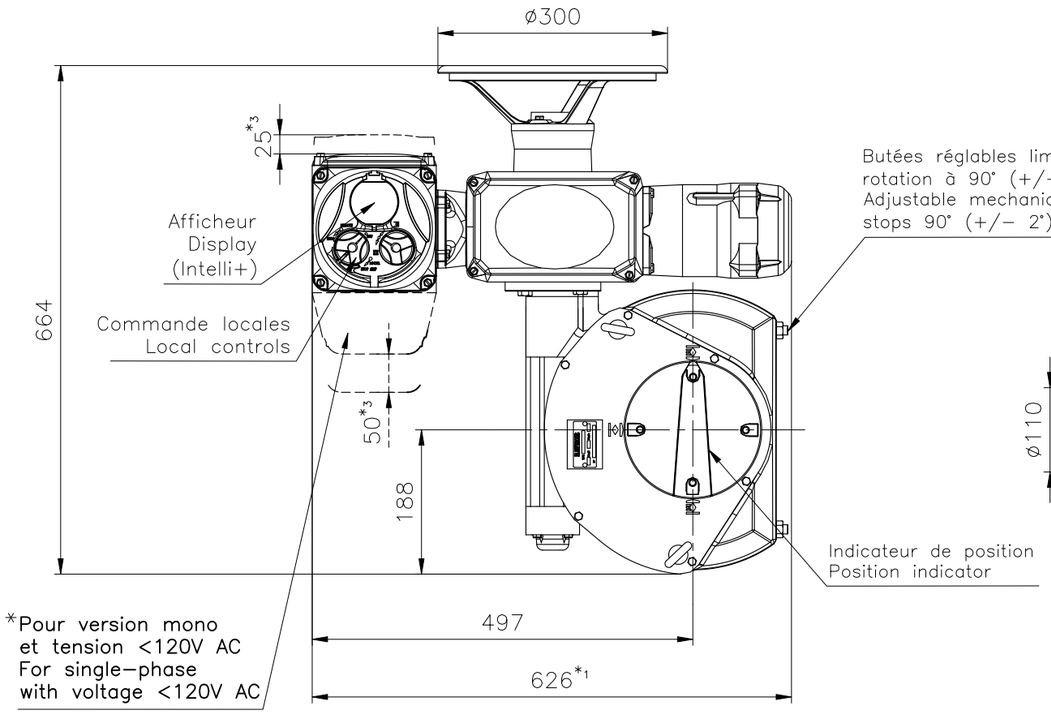


*Pour version mono et tension <120V AC
For single-phase with voltage <120V AC

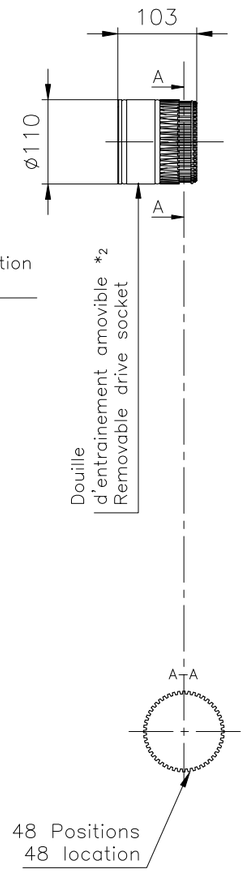


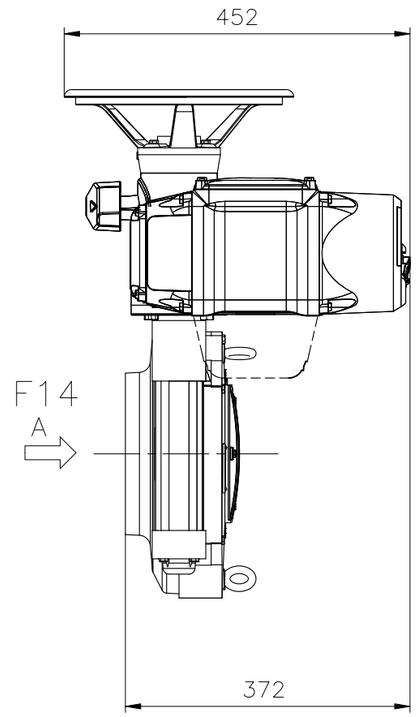


ISO 5211
F14
Vue A de la bride
View A of the flange

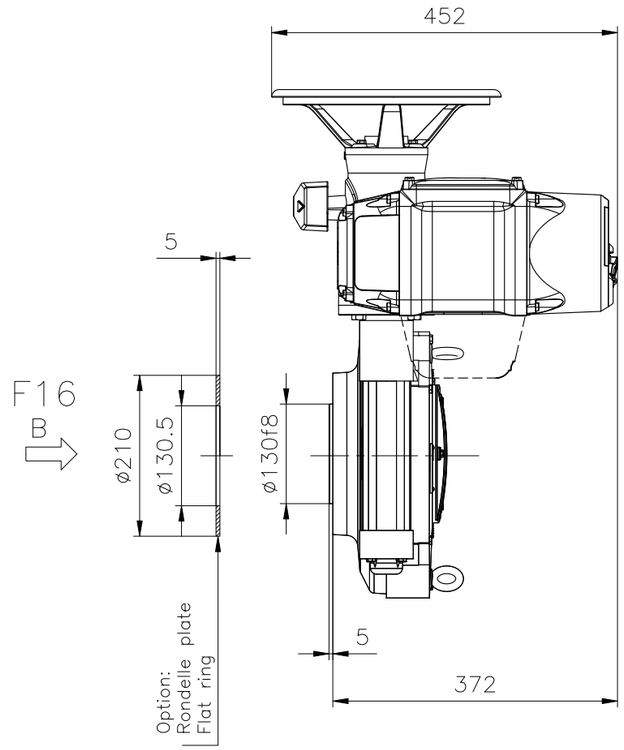


ISO 5211
F16
Vue B de la bride
View B of the flange

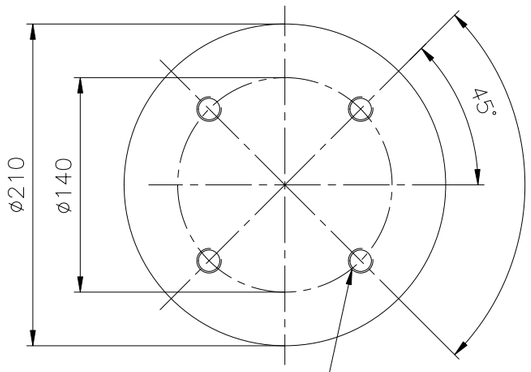


F14 = 4 x M16
Prof./Depth: 30

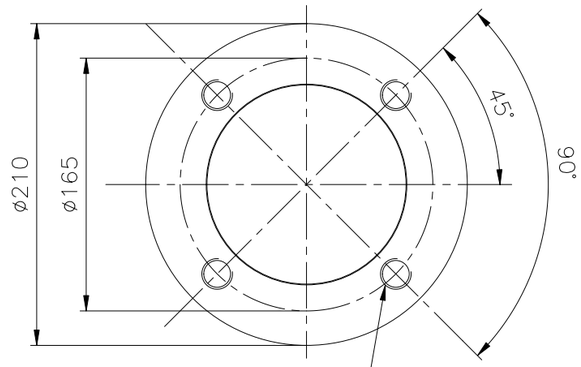


F16 = 4 x M20
Prof./Depth: 30

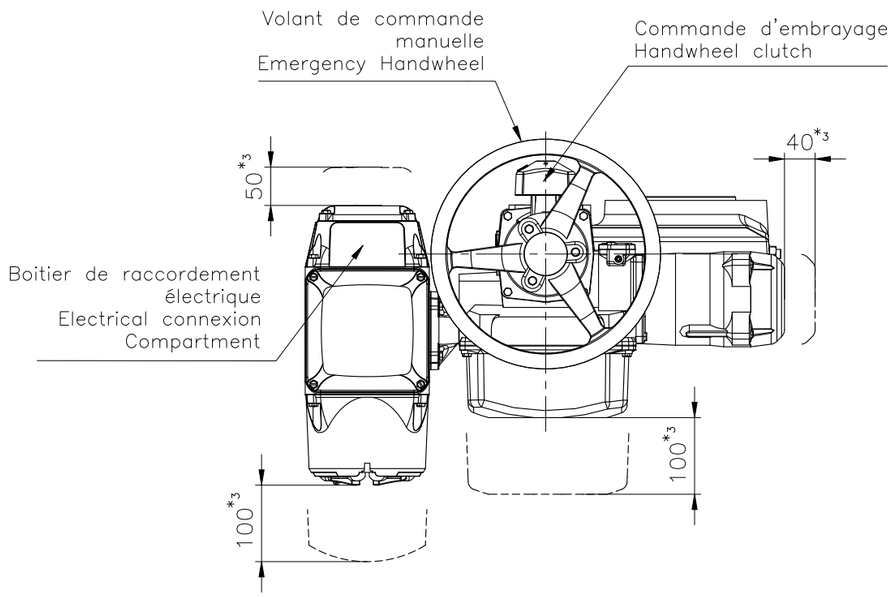


| Poids/Weight | |
|---|---|
| SQ250 | 64kg |
| SQ250 mono* | 68kg |

NOTA: Plan non contractuel/No contractual Draft

*1 – L'actionneur est représenté dans sa taille maximale.
The actuator is represented in its maximale size.

*2 – Représentation de la douille en position fermée.
Representation of the socket in closed position.

*3 – Côte de démontage/Dimension to allow for dissassembly

| Echelle/Scale: | Nom/Name: | Date: | Vérifié par: |
|---|---|---|---|
| 1/8 – 1/4 | Drieux | 05/10/16 | |
| Poids/Weight: Voir tableau | Fr/En | | Approuvé par: |

BERNARD CONTROLS
4 rue d'Arsonval BP 91
95505 Gonesse Cedex – France
TEL. +33 (0) 1 34 07 71 00
FAX. +33 (0) 1 34 07 71 01

Ce plan étant notre propriété ne peut être reproduit ou communiqué sans notre autorisation écrite.
This drawing is our property and may not be reproduced or communicated without our written authorization.

Encombrement / External Dimensions
SQ250
EBtanche/Weaterproof
F14 – F16
Commandes intégrées/Integrated controls
(Intelli+/Integral+/Modugam+/Posigam+)

| Z2161/00 | Modif: DM_16300 | Ind: C |
|---|---|---|